

WATER

Water Requirements

Drink per day:
1/2 gallon = 2 quarts = 8 cups

Do not ration water.
Drink what you need today.
Find more for tomorrow.


Drink more in hot weather or with exertion.

Allocate another 1/2 gallon for cooking and personal hygiene.



HOW MUCH DO YOU NEED FOR A DAY?




8 cups per person for drinking



4 cups per person for washing



4 cups per person for cooking



Water Sources

Turn off your water supply at the street shut-off valve or where the water main enters your house.



Water Heater Tank

- Turn off power or gas line to water heater.
- Turn off cold water supply at the water heater.
- Allow water to cool down.
- Attach hose or bucket to drain valve.
- Open a hot water faucet elsewhere in the house.
- Open the drain valve. Expect some sediment.
- Purify if water quality is questionable.



Other Sources

- Melted ice from freezer
- Canned fruit or vegetable juice
- Toilet tank

Do not drink from the toilet bowl.



How to Purify Water

Boiling (best)

- Filter water first with cloth or coffee filter.
- Boil water for **1 minute** at a rolling boil.
- Allow to cool before use.



Boil for 1 minute (60 seconds)



Bleach

- Use regular concentrated formula bleach, not scented or with added chemicals.
- Filter water first with cloth or coffee filter.
- Mix 1/8 teaspoon (about 8 drops) per gallon of water.
 - Double this for cloudy water.
 - Wait 30 seconds.
- Water **SHOULD** have a **VERY SLIGHT** bleach odor.



+



Purification will not remove fuel or chemicals.
DO NOT drink water contaminated by fuels or chemicals.

More Info